



使用指南

clinicalevidence.bmj.com

内容

简介	3
查找证据	4
按专科分类	4
按列表	5
搜索	6
浏览综述	7
阅读全文	8
更多资源	9
工具	9
链接	9
药物信息	9
循证医学培训	9
文献与研究	9
新闻及快讯	10
RSS更新	10
电邮快讯	10
药品安全快讯	10
新闻	10
便携的 <i>Clinical Evidence</i>	11
联系 <i>Clinical Evidence</i>	12



协助您更好地做出治疗决策

*Clinical Evidence*是为实践有效的卫生保健提供最佳证据的国际化资源。我们为世界各地的无数临床医生提供持续更新的医学证据，帮助他们作出治疗决策。

我们的专家和编辑团队严格地评审最相关的证据，然后将内容归纳并制作成能够方便而快捷地查找的格式。我们的综述集中在常见的临床问题的证据总结，以确保我们提供的解决方案与您的患者相关。

发展和改善*Clinical Evidence*是一个持续的过程。我们在广泛的客户反馈的基础上不断发展着*Clinical Evidence*，使之成为服务于临床决策的、始终站在最前沿的资源。

以下只是您将了解到的关键功能中的一小部分：

- 对超过670种临床疾病中的逾3300种临床干预手段的系统综述
- 及时获取所有最新和最相关的研究成果
- 简单的用户界面，尽量减少找到信息所需的点击次数
- 对证据的质量进行分级
- 每月更新并增添新的专题
- 提供携带方便的PDA版本
- 患者教育内容，可以提供给患者参考，对于病情的描述均使用简单的英文撰写。
- 一切都包含在这一循证资源中

此用户指南向您介绍*Clinical Evidence*的基本特点，并能帮助您从中获得最大收获。

ClinicalEvidence

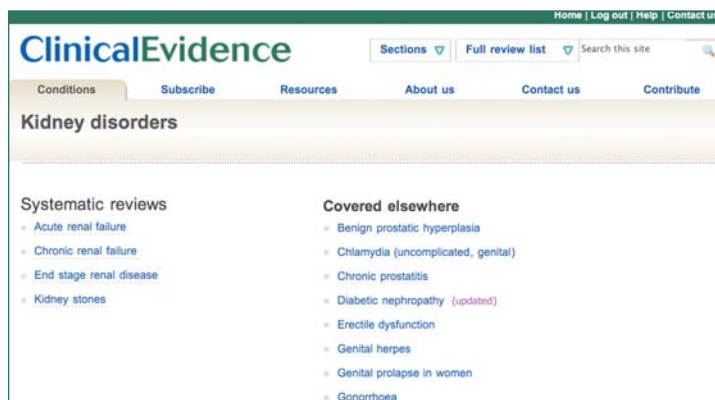
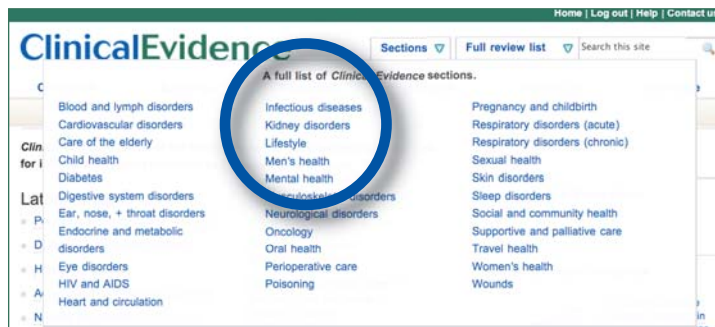
查找证据

可以使用三种方法找到您需要的证据：

- 按专科分类浏览
- 按综述列表浏览
- 或者使用搜索工具

按专科分类寻找

点击“分类”标题，会出现按字母排列的弹出式分类列表。当您选择项目后，可供选择的系统性综述将显示在一个新的窗口中。



查找证据

按列表寻找

点击“列表”标题，会出现按字母排列的弹出式分类列表。

在此窗口上部的字母列中您能轻易地找到可用的证据。

The screenshot shows the Clinical Evidence homepage. At the top right, there is a navigation bar with 'Home | Log out | Help | Contact us'. Below this is the 'ClinicalEvidence' logo and a search bar. A dropdown menu is open, showing 'Sections' and 'Full review list'. The 'Full review list' option is circled in blue. Below the navigation bar, there is a main content area with a header: 'Clinical Evidence is one of the world's most authoritative medical resources for informing treatment decisions and improving patient care.' Below this, there is a 'Latest updated reviews' section with a list of topics like 'Polycystic ovary syndrome (updated)', 'Migraine in children (updated)', etc. To the right, there is a 'News Feeds & Email Alerts' section and a 'Clinical Evidence Userguide' section. At the bottom, there is an 'Articles and Research section'.

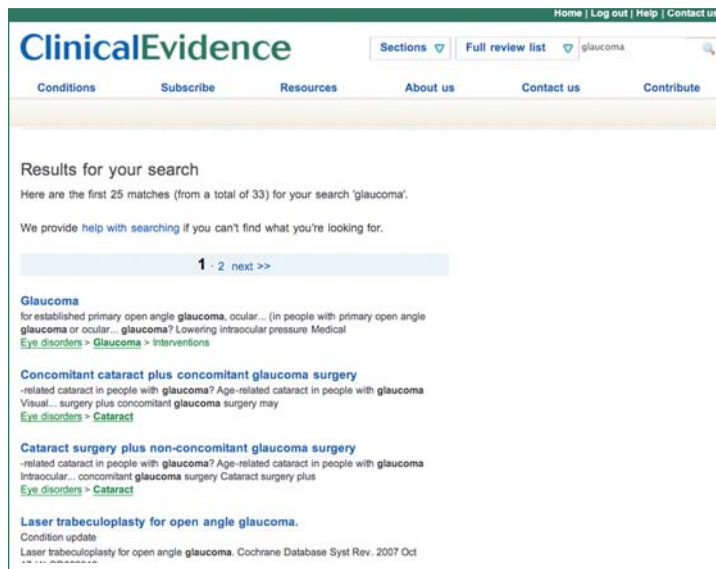
The screenshot shows the 'Full review list' page. At the top, there is a navigation bar with 'Home | Log out | Help | Contact us'. Below this is the 'ClinicalEvidence' logo and a search bar. A dropdown menu is open, showing 'Sections' and 'Full review list'. Below the navigation bar, there is a main content area with a header: 'Clinical Evidence is one of the world's most authoritative medical resources for informing treatment decisions and improving patient care.' Below this, there is a 'Latest updated reviews' section with a list of topics like 'Polycystic ovary syndrome (updated)', 'Migraine in children (updated)', etc. To the right, there is a 'News Feeds & Email Alerts' section and a 'Clinical Evidence Userguide' section. At the bottom, there is an 'Articles and Research section'.

查找证据

搜索寻找

当您寻找的疗法或疾病（例如有关皮质类固醇的）可能会出现在多个不同综述中时，此工具尤其有用。

搜索结果列表将显示一小段内容以及明显表示的搜索关键词，使您能得到内容概要。结果按相关性排序，有明确的途径指出结果的位置。



浏览综述

一旦找到了您感兴趣的综述，*Clinical Evidence*将在有标签的子菜单内展示这些信息。这些证据是经过系统而且严格的检索，能够回答临床问题，并把重点放在对患者和医生最有用的结果上。然后按照益与害对每个治疗方法或干预手段进行分类。

有链接、参考资料及更多其他资料为核心证据加以补充。

干预手段

以功效排序的干预手段的总结

要点

综述概要（一页内）

关于此疾病

关于此疾病的背景资料

更新

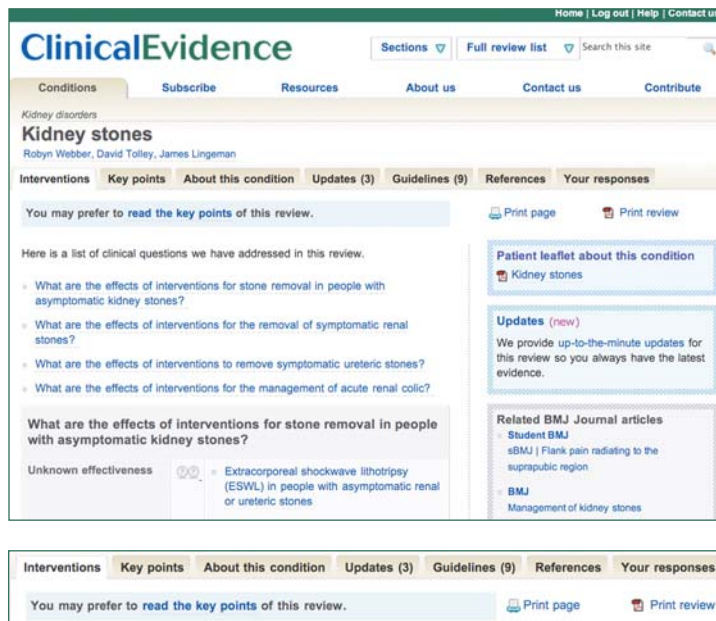
综述搜索日期以后发表的文章

指南

与综述有关的主要指南链接

打印选项

打印网页或下载一个PDF格式的多页综述



标签子菜单

阅读全文

每个疾病的干预手段概述在一个表格中。它们按有效性分类，并加以图标作为易识别的参考（见下文）。













图标

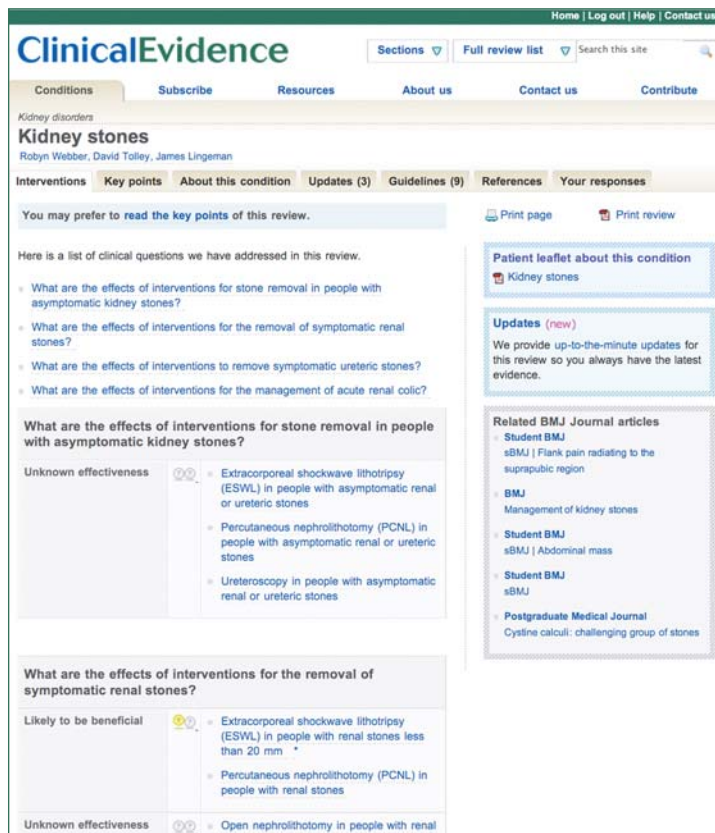
将干预手段的益/害形象化

详细信息

单击描述进入此干预手段的小结及其益与害，另有评注。

图标说明

-   有益
-   可能有益
-   利弊均衡
-   效力不明
-   有益的可能性不大
-   可能无效或有害



The screenshot shows the ClinicalEvidence website interface for a review on 'Kidney stones'. The page includes navigation tabs for 'Interventions', 'Key points', 'About this condition', 'Updates (3)', 'Guidelines (9)', 'References', and 'Your responses'. A list of clinical questions is displayed, such as 'What are the effects of interventions for stone removal in people with asymptomatic kidney stones?'. The review is categorized as 'Unknown effectiveness' with a 'P?' icon. A sidebar on the right contains links for 'Patient leaflet about this condition', 'Updates', and 'Related BMJ Journal articles'.



This block shows a detailed view of a clinical question: 'What are the effects of interventions for stone removal in people with asymptomatic kidney stones?'. The question is categorized as 'Unknown effectiveness' with a 'P?' icon. The associated interventions listed are: 'Extracorporeal shockwave lithotripsy (ESWL) in people with asymptomatic renal or ureteric stones', 'Percutaneous nephrolithotomy (PCNL) in people with asymptomatic renal or ureteric stones', and 'Ureteroscopy in people with asymptomatic renal or ureteric stones'.

更多资源

*Clinical Evidence*为您提供各种广泛的资源，以帮助保持您的知识更新和助您实践循证医学(EBM)。

循证医学工具

这些工具是用于解释一些临床实证中使用的统计和临床术语，并介绍*Clinical Evidence*中的风险衡量及评估的概念。

循证医学链接

精心挑选的其他循证医学资源，出版物和机构的链接

药物信息

国际高品质药物信息的链接

循证医学培训

统计学和诊断试验的免费培训模块

文献与科研

有关*Clinical Evidence*以及它如何影响和支持临床实践的报告

The screenshot displays the Clinical Evidence website. At the top, there is a navigation bar with links for Home, Log out, Help, and Contact us. Below this is the site title 'Clinical Evidence' and a search bar. A secondary navigation bar includes links for Conditions, Subscribe, Resources, About us, Contact us, and Contribute. The main content area is titled 'Helping you to practise evidence-based medicine' and features a horizontal menu with categories: Commissioned papers, EBM Tools, EBM links, Drug information, EBM training, and Articles and Research. Two main articles are visible: 'Palliative care' and 'Smoking cessation'. The 'Palliative care' article includes a download link for a PDF titled 'Putting evidence into practice: Palliative care [2.740 KB]'. The 'Smoking cessation' article mentions it was commissioned by the United Health Foundation. On the right side, there is a sidebar with a list of links including Editorial, Editorial Archive, Evidence in Practice newsletter archive, EBM Tools, Common abbreviations, A glossary, Methods for estimating CVD risk, Methods for calculating risk, Methods of adjusting for baseline risk, EBM Links, Drug information, EBM Training, EBM Articles & Research, and EBM Video. At the bottom of the page, there is another horizontal menu with links for EBM Tools, EBM links, Drug information, EBM training, and Articles and Research.

*Clinical Evidence*帮助您监测循证医学领域正在发生的变化，此外还为您提供各种工具，提醒您阅读新的内容，发现和新闻。

RSS更新

订阅我们的RSS提要，在新文章出现时得到提醒

电邮快讯

在*Clinical Evidence*有新综述和更新时得到提醒

药物安全提醒

主页上突出显示最近药物安全性调查结果

新闻

有关循证医学的最新新闻

The screenshot shows the Clinical Evidence website interface. At the top, there is a navigation bar with 'Home | Log out | Help | Contact us' and a search box. Below this is a secondary navigation bar with 'Conditions', 'Subscribe', 'Resources', 'About us', 'Contact us', and 'Contribute'. The main content area is divided into several sections:

- Latest updated reviews:** A grid of links to recent updates, including Polyovostic ovary syndrome, Migraine in children, Diabetic nephropathy, Diabetes: foot ulcers/ amputation, Head lice, Dengue haemorrhagic fever or dengue shock syndrome in children, Acute coronary syndrome, Psoriasis (plaque), Nausea and vomiting, and a 'Summary of all updates' link.
- Guest editorial:** A featured article titled 'The uniform implementation of clinical recommendations is not always successful on a nationwide level...' with a globe icon and a 'Read the Editorial' link.
- Our methods:** A section describing the rigorous process of systematic reviews.
- Consultancy reviews:** A section for 'Palliative care' and 'Smoking cessation'.
- Drug safety alerts:** A section with two alerts: 'FDA issues a drug safety alert on the risk of suicidal thoughts and behaviour associated with antiepileptics' and 'MHRA issues drug safety alert on the risk of progressive multifocal leukoencephalopathy (PML) associated with rituximab'.
- Managing HIV infection:** A section for systematic reviews on HIV/AIDS in resource-poor settings.

On the right side of the page, there is a sidebar with several sections:

- News Feeds & Email Alerts:** Includes a 'Log out' link, an RSS icon, and a 'Sign up for email alerts' button.
- Clinical Evidence Userguide:** A section with a book icon and text describing the userguide.
- Articles and Research section:** A section for independent research.
- NEW VIDEO now online:** A section for a video on 'Evidence-based Databases in Medicine'.
- Clinical Evidence Research Report:** A section for research reports.
- Evidence in Practice Newsletter:** A section for the newsletter.
- The latest news from bmj.com:** A section with three news items: 'Indian doctors demand better second line treatment for patients with drug resistant tuberculosis', 'Screening for bowel cancer is set to save 2500 lives a year in UK', and 'Memory clinics could improve dementia care, say experts'.

Annotations (dotted lines and arrows) connect the text on the left to specific elements on the website: 'RSS更新' points to the RSS icon; '电邮快讯' points to the 'Sign up for email alerts' button; '药物安全提醒' points to the 'Drug safety alerts' section; and '新闻' points to the 'The latest news from bmj.com' section.

Clinical Evidence: 便携性资料

无论在哪里，卫生专业人员都可能需要针对临床问题寻找快速解答。有时他们可能不方便使用计算机，因此*Clinical Evidence*还提供了在两种便携的、互补的格式。

Clinical Evidence 手册

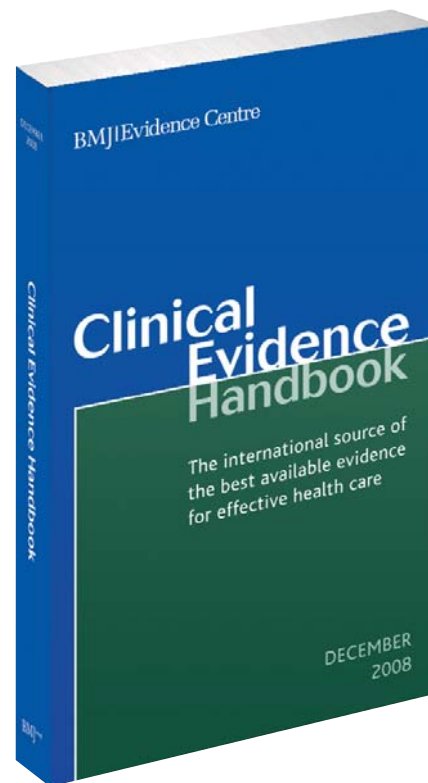
六月和十二月发行

这本手册载有每一专题的摘要和背景资料，它经过最新改进，提高了专业人员在医护现场使用的效率，是在医护专业人员远离自己的计算机时的必备参考书。

您还可以购买其他语言版本的*Clinical Evidence*手册，包括德语、意大利语、俄语、葡萄牙语和西班牙语版。

PDA版*Clinical Evidence*

*Clinical Evidence*的主要信息现在也能传送到PDA上。随时获得最新的实证使医护专业人员能迅速为病人作出知情和有效的治疗决策。



ClinicalEvidence

欲了解更多信息，请联系：

BMJ Group, Sales department, BMA House,
Tavistock Square, London, WC1H 9JR, UK 英国

电话：+44 (0) 207 383 6693

传真：+44 (0) 207 383 6661

电子邮件：consortiasales@bmjgroup.com

US: +1 800 348 6473